



Seneca County
Department of Building & Fire Code
Enforcement

1 Di Pronio Drive, Waterloo, NY 13165-9499

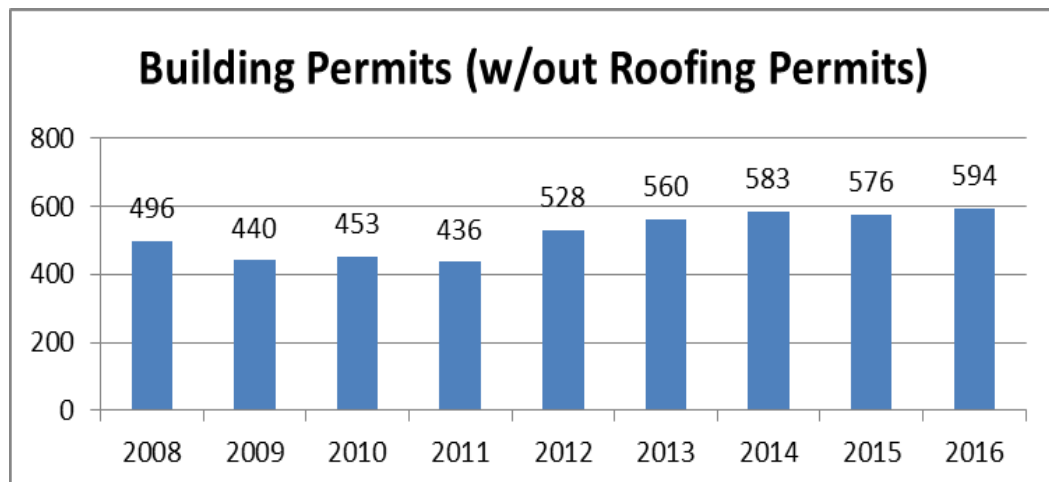
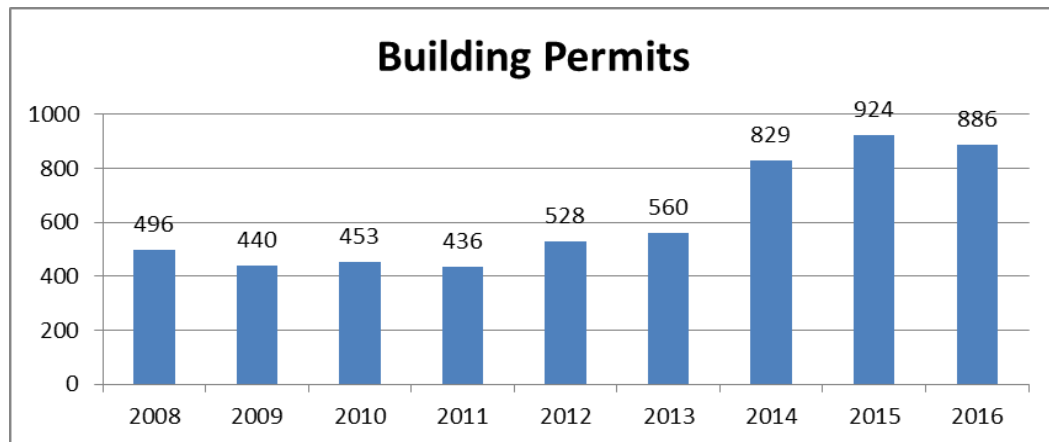
Phone: (315) 539-1950

Fax: (315) 539-1926

2016 END OF YEAR SUMMARY REPORT

Workload Summary

	2008	2009	2010	2011	2012	2013	2014	2015	ACTUAL	Projected		
									2016	2017	2018	2019
Building Permits	496	440	453	436	528	560	829	924	886	880	929	977
Complaints	61	184	152	158	219	233	327	337	347	389	422	455
Operating Permits	57	10	6	12	24	190	408	219	182	225	225	225
Fire/Safety Inspections (units)	117	318	200	174	146	320	857	840	667	850	850	850
TOTAL CASES	731	952	811	780	917	1,303	2,421	2,320	2,082	2,344	2,426	2,507





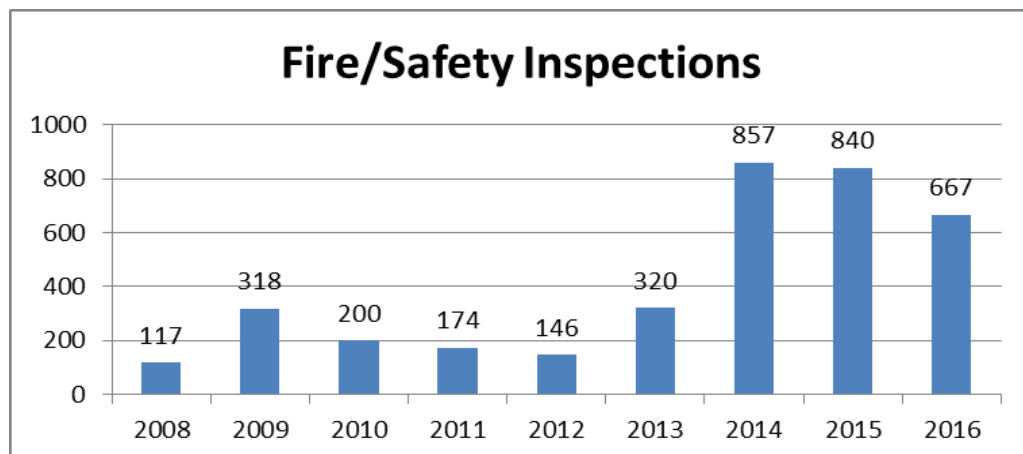
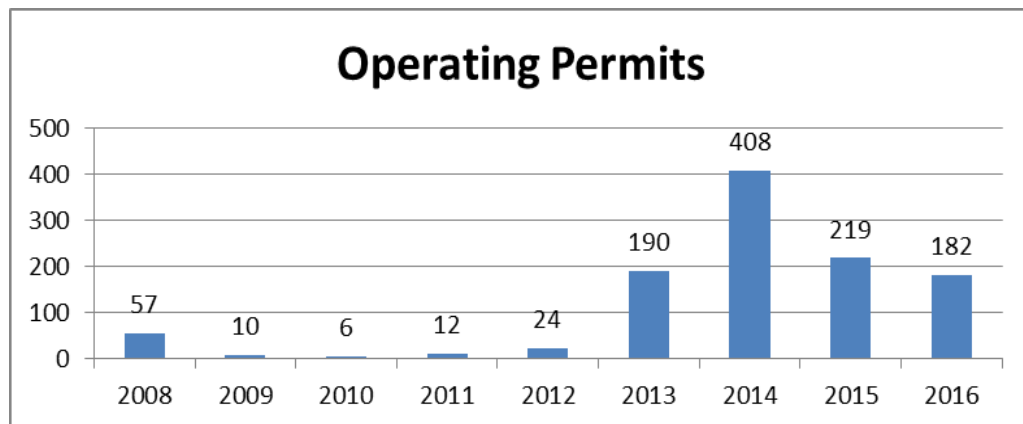
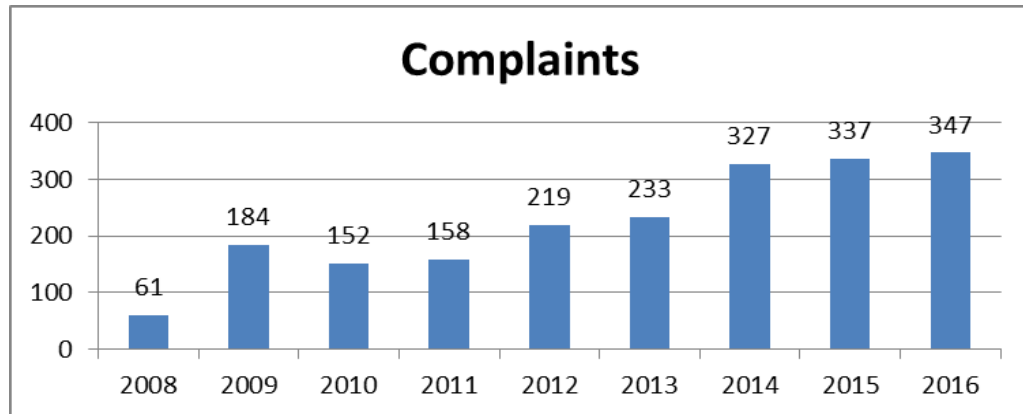
Seneca County
Department of Building & Fire Code
Enforcement

1 Di Pronio Drive, Waterloo, NY 13165-9499

Phone: (315) 539-1950

Fax: (315) 539-1926

2016 END OF YEAR SUMMARY REPORT

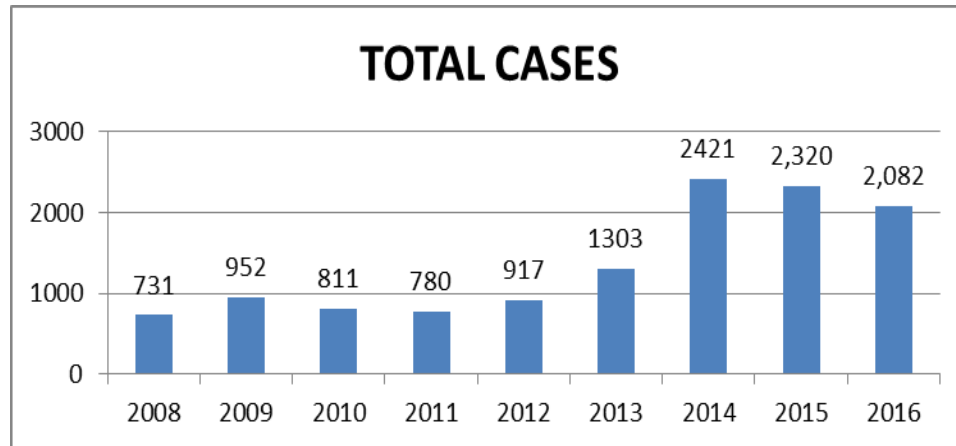




Seneca County
Department of Building & Fire Code
Enforcement

1 Di Pronio Drive, Waterloo, NY 13165-9499
Phone: (315) 539-1950
Fax: (315) 539-1926

2016 END OF YEAR SUMMARY REPORT



2016 END OF YEAR SUMMARY REPORT

	2008	2009	2010	2011	2012	2013	2014	2015	2016
Number of CEOs (FTE)	3.9	4	2.5	3	4	4.5	5.0	5.0	7.0
Total Caseload	731	947	813	773	916	1,303	2,420	2,320	2,264
Total Cases Required	1,612	1,627	1,611	1,597	1,768	2,200	2,561	2,478	2,467
Percentage of Cases addressed:	46%	58%	51%	49%	52%	59%	94%	94%	92%
Fire Safety Inspections									
Inspections Required	998	998	998	998	998	998	998	998	1052
FS Inspections Completed	117	318	200	174	146	320	857	840	667
Percentage of Fire Safety Inspections completed:	12%	32%	20%	18%	15%	32%	85%	84%	63%
Complaints									
Fire Calls	29	56	51	29	46	39	51	49	57
Life-Safety	27	45	43	38	48	41	46	64	55
Property Maintenance	29	63	46	67	93	133	175	158	149
No Building Permit	4	13	9	24	31	20	55	47	86
Total Complaints	89	177	149	158	218	233	327	337	347



Seneca County
Department of Building & Fire Code
Enforcement

1 Di Pronio Drive, Waterloo, NY 13165-9499

Phone: (315) 539-1950

Fax: (315) 539-1926

2016 END OF YEAR SUMMARY REPORT

Permits Issued 2008-2016	2008	2009	2010	2011	2012	2013	2014	2015	2016
Residential	212	198	200	189	229	259	608	582	545
New Construction									
Stick-built Homes	55	32	46	21	24	36	43	22	28
Single Wide Manuf. Home	10	10	13	10	29	35	24	20	26
Double Wide Manuf. Home	1	10	10	9	5	7	11	17	8
Repairs/Alterations/Additions	127	132	110	120	140	144	170	149	168
Roofing Project Permits	4	1	2	1	7	1	246	348	292
Demolition	15	13	19	28	24	36	27	26	23
Commercial	62	44	54	56	77	74	107	89	99
New Construction	15	10	17	14	23	17	21	13	15
Repairs/Alterations/Additions	44	28	34	35	44	41	53	52	56
Roofing Project Permits	0	0	0	1	3	3	10	23	24
Demolition	3	6	3	6	7	5	12	1	4
All Other	223	198	192	197	226	179	112	251	230
Residential Alt. Energy	0	0	0	1	5	9	14	46	28
Accessory Bldg/Garages	0	0	69	90	90	86	66	82	82
Miscellaneous	223	198	123	106	131	84	32	123	120



Seneca County
Department of Building & Fire Code
Enforcement

1 Di Pronio Drive, Waterloo, NY 13165-9499

Phone: (315) 539-1950

Fax: (315) 539-1926

2016 END OF YEAR SUMMARY REPORT

902 Building Permit Applications submitted in 2016

886 Total Building Permits issued in 2016

(If no permit was issued there were/are still outstanding items that need further attention)

667 Total Fire Safety Inspections for 2016

109 Multiple Dwelling Buildings, covering a total of 350* individual dwelling units/apartments

161 Places of Public Assembly

156 Commercial/Industrial/Business/Factory/Educational/Other

26 DHS Pre-rental inspections

** This number is lower than 2014 and 2015 numbers. The reason is that in 2014 and 2015 we focused on the larger complexes with more units, now we are focusing on smaller facilities with smaller number of units. Also, the large complexes have been shifting the scheduling forward, so that we have already in 2017 done a large number of units that we tried to schedule in 2016, but they put off until now.*

Total Deposits (Fees) for 2016:	\$	236,240
2016 Department Expenses:	\$	384,340
2016 County Cost -	\$	148,100
% Operation covered by County Dollars:		39 %

Total Non-Del Lago Deposits for 2016:	\$	158,212
Estimated Construction Costs for 2016 (Non-Del Lago Resort & Casino):	\$	38,277,967

Note: We anticipate lower department costs in 2017, but also a substantial reduction in revenues from del Lago.